




RTI From All Sides

What Every Teacher Needs to Know

By Dr. Mary Howard

Fall 2010



Maximizing the Success of Response to Intervention

Dr. Mary Howard
Reading Connections

www.drmaryhoward.com



Critical Components of RTI

L Link – link all tiers – coordinate

E Engage – Actively

A Accelerate – rate of growth

R Reinforce – again and again

N Negotiate – high quality literacy practices

The BIG Five

Rule 1 – Time is a precious commodity
(Don't waste a single second)

Rule 2 – One size fits few
(Differentiation is the essential key)

Rule 3 – Intensity is the great equalizer
(Amplify the instructional level)

Rule 4 – “In addition to” over “instead of”

Rule 5 – Repeated practice digs deeper
(transferability is the end goal)

RTI Seeds for Success



***Repeated exposure**
(7-10 repeats)

***Multiple contexts**
(SSR, read aloud, read to, etc.)

***Time to Practice**
(massive doses)

***Staying Power**

(If child cannot transfer into another area –
little staying power!)

Ideas for the classroom

- Anchor charts – take away store bought make your own or student made
- Student Personal Anchor cards – each child (words – vocab., strategies – ex. Cause & Effect – one side for working/reading back side showing examples, fact finding, note taking,) no copying, students write what learned or definition in own words, etc.
- Take Two, Buddy Up! – two minutes to practice then share with buddy
- Information Rebound – sit knee to knee or stand eye to eye

Instructional Strategies

1. Top Ten lists – words that start with F, top ten ideas about elephants, learned from book, etc.
2. NO VOB wall (Vague, Overused, Boring words)
3. Dictionary Redefinition – analyze definition & come up with a new one,
4. Offer repeated exposure to high utility words & patterns.

Motivation & Learning are inseparable!

Increase VOLUME of meaningful literacy engagement

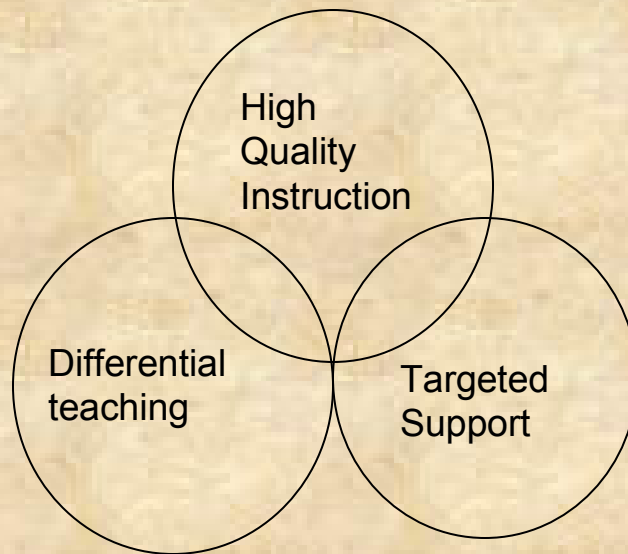
1. Read while you wait
2. Guest Reader Book Nooks – Parents read at these nooks
3. Got a minute – Read a book
4. Classroom Guest Reader – during SSR time – guest readers

5. Cross-age Buddy reader – everyday
6. Classroom Book Nook – student share book that they have read.
7. Traveling Expert Reader – short book – student chooses book & reads to the class – listeners compliment the reader – reader signs the reader chair
8. Magic Bench
9. Tent Readers
10. Rocking Readers
11. Traveling Book Baskets – baskets contain books ex. Books principal read as a child, librarian sends books on oceans, favorite books of the 4th graders.

Tier 1

- Must have 90 – 120 minutes of protected time!
- HIGH QUALITY INSTRUCTION with supplementary resources
- NATIONAL GEOGRAPHIC BOOK – 60% off until Dec. 15.
- Get side by side of every child in a week and poor readers more often.

- Erase ALL wasted time – every second counts
- Build independence
- Danger zones – cut & paste, circle/underline, fill-in-the-blank



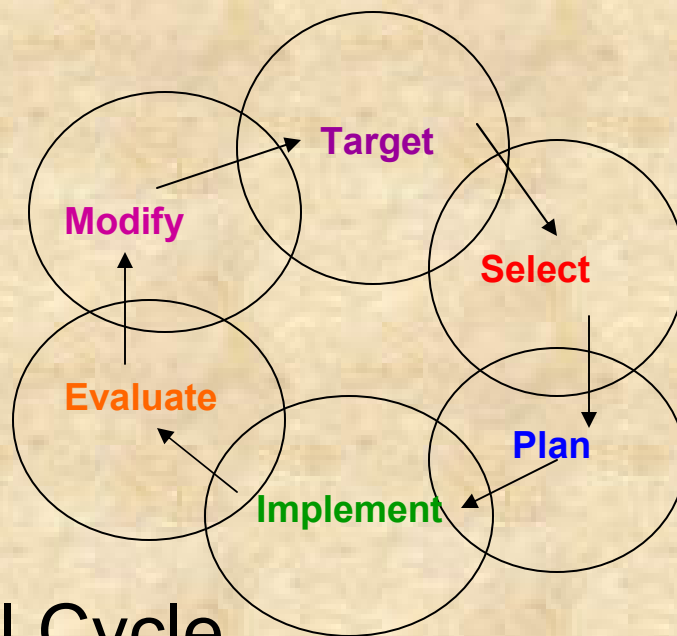
Key Concepts in Context

- Word shirts
- Wall cards – 1 side – word, 2 side definition picture – read through them then read to a partner
- Daily Word Basket – 4-5 words in a Ziploc bag – have a word break – pull out word, review for 60 secs.
- Traveling Word Basket – same as traveling book basket

- Word Lines – multiple words – but mix order on each line – read own strip then exchange strips
- Word Walls – School wide
 - Where ever kids stand put words – restrooms, water fountains – practice while waiting in line
 - Read words before walking out the door
 - Tap & read

Dr Howard says

Intervention is a high quality intensive targeted instructional strategy.



RTI Instructional Cycle